

Please Follow Bathroom Protocol.

Step 1.

After completing your business, ensure paper towels are accessible without touching any surfaces. In the event of an automatic paper towel dispenser, this step may be bypassed. In the event of a blow dryer, see Situation Ostrich and Grasshopper. Pump lever 5 times, leave paper towel hanging. See fig. 1.

Step 2.

Turn on faucet. Dispense soap. Lather, and rinse. Do not touch faucet, leave water running. Grab paper towel and dry hands thoroughly. See fig. 2.

Step 3.

With paper towel in hand, using it as a guard, proceed to turn off faucet. In the event of an automatic faucet, this step may also be bypassed. Do not throw away that paper towel just yet. See fig. 3.

Step 4.

With paper towel still in hand, using it as a guard, grasp door handle, pull, and hold door open with foot. If trash can is near, dispose of paper towel with slight toss. If trash can is further away, throw harder. In the event of a push door or no door at all, this step may also be bypassed. See fig. 4.

Troubleshooting Guide.

Situation Groundhog.

This occurs when you have failed to complete step 4 properly. In this event, you have only 3 options. You must wait for someone to come through door from outside, or wait for someone to make the rookie mistake of touching door handle with bare hands, which you then slip through opened door, germ-free. The last and final option is to repeat steps 1-4, correctly this time.

Situation Tadpole.

This occurs when you have gone straight to step 2 without completing step 1. In this event, you must go back and start at step 1.

Situation Ostrich.

This occurs when you encounter a blow dryer. In this event, use toilet paper to turn off faucet and open door.

Situation Grasshopper.

This occurs when you encounter a push button blow dryer. In this event, NEVER push button with finger. Lean on button with shoulder. In the event you are wearing a sleeveless shirt, kick button.

Situation Buzzard.

This occurs when you see a fellow bathroom goer, not following protocol at all. DO NOT shake his/her hand. Shake head in disgust.

Situation Eagle Has Landed.

This occurs when you see a fellow bathroom goer, correctly following protocol without needing to refer to written manual. Smile knowingly.

Please visit us at <http://bathroomprotocol.com>
Questions? Comments? Email us at bathroomprotocol@gmail.com

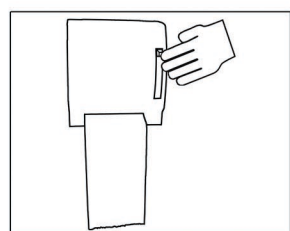


fig. 1




fig. 2

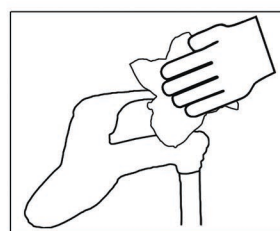


fig. 3

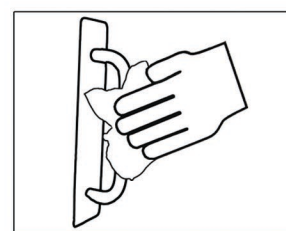


fig. 4

When protocol is completed, you will exit bathroom germ-free.